

# ELECTRICALLY HEATED "S" SERIES

(door height up to 2,3 m)



**MINI 800s**  
**1PHASE**  
**4,5kW**



motor position:  
**RIGHT**

**0,8m**

motor position:  
**LEFT**  
**RIGHT**


**1,0m**

**MAXIMUM  
DOOR  
WIDTH**

connection box



control panel



**L or REH 13s**  
**3PHASE**  
**6kW**

- Energy Saving
- Barrier to Insects, Dust Odours, Pollutants & Humidity
- Slim Line Design
- Easy Installation
- Low Noise Level
- Motor position: Left or Right

**OPTIONAL**

- Room Thermostat
- Door switch

## TECHNICAL DETAILS



TYPE	MINI 800S	L or REH-13S
Max door width (m)	0.8	1.0
Max door height (m)	2.3	2.3
Max Outlet velocity (m/sec)	7.0 / 5.0	8.0 / 5.5
Max Air volume (m³/h)	1050 / 720	1600 / 1300
Motor power input (W)	120	120
Capacitor (µF)	4	4
Noise level in 1 m [dB(A)]	60 / 58	58 / 52
<b>L:</b> Total length (mm)	810	1045
<b>W:</b> Total width (mm)	166	166
<b>H:</b> Height (mm)	172	172
<b>l:</b> Outlet length (mm)	668	900
<b>w:</b> Outlet width (mm)	62	62
<b>h:</b> Outlet height (mm)	64	64
Weight (kg)	10	11
Thermal power (kW)	4.5	6
Max current cons. (A) (per phase)	20	9
T outlet - T inlet (°C)	17 - 20	15 - 20
Power supply (V/Hz/N-)	230 / 50 / 1	400 / 50 / 3
Motor speed (rpm)	1310 / 1000	1310 / 1000
Heating stages	3	4
Ingress Protection	IP20	IP20



cross flow fan  $\phi$  100 diameter




# "S" SERIES SPECIFICATIONS



## OPERATION WAYS

- ON-OFF / HI-LOW (switches) (**STANDARD**)
- ON-OFF / HI-LOW with infrared remote control (*I.R*)

## DIAGRAMS OF HIGH-SPEED CHARACTERISTICS OF AIR CURTAINS



## FOR USE IN:

SMALL SHOPS, JEWELRIES, HAIRDRESSER SALOONS, HEALTH SPAS, CAFETERIAS, PASTRY SHOP, BREWERIES, SMALL HOTELS, BANKS, SUPER MARKETS, FOOD FACTORIES, MEAT FACTORIES, FISH MONGER SHOPS, SMALL COLD STORAGE PLANTS